



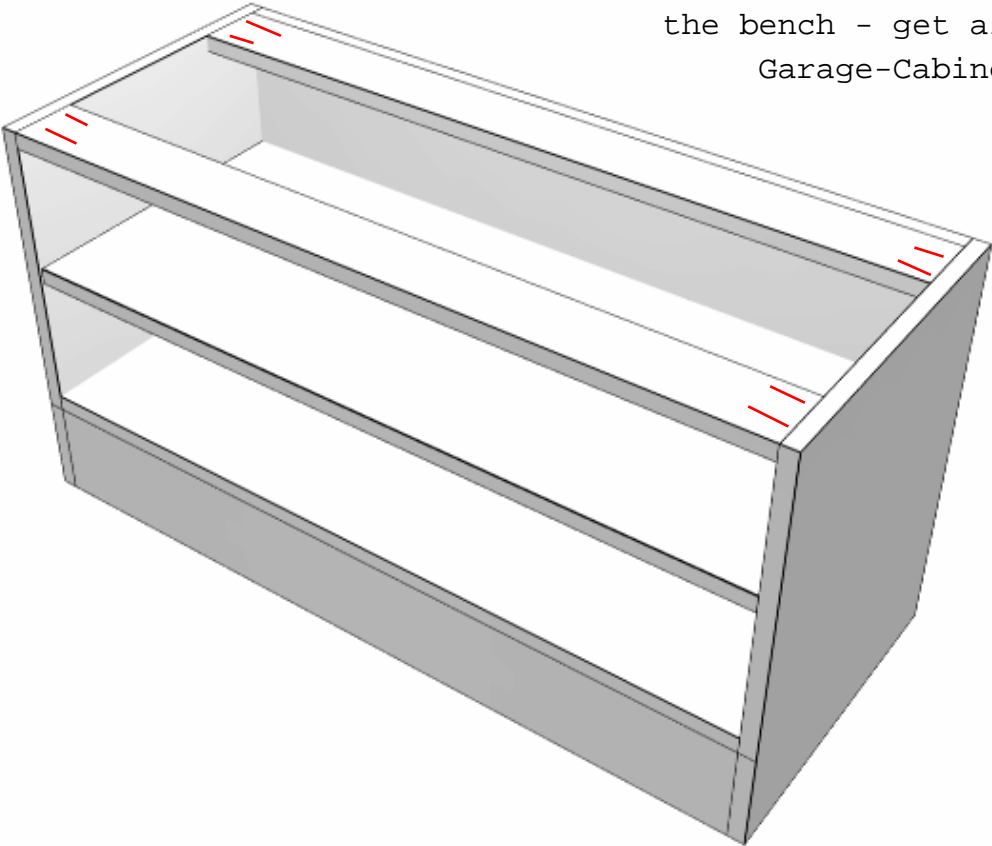
Seth Townsend, Cabinetmaker, LLC  
Marietta, GA

All dimensions given are subject to verification on job site and adjustment to fit job conditions.

This is an original design and must not be released or copied unless applicable fee has been paid or job order placed.

Title: <b>Shoe Bench</b>		
Size:	Drawing Number:	Revision:
Date:	Sheet <b>Sheet 1 of 3</b>	

Use pocket hole joinery to assemble the bench - get all the tips at [Garage-Cabinet-Plans.com](http://Garage-Cabinet-Plans.com)



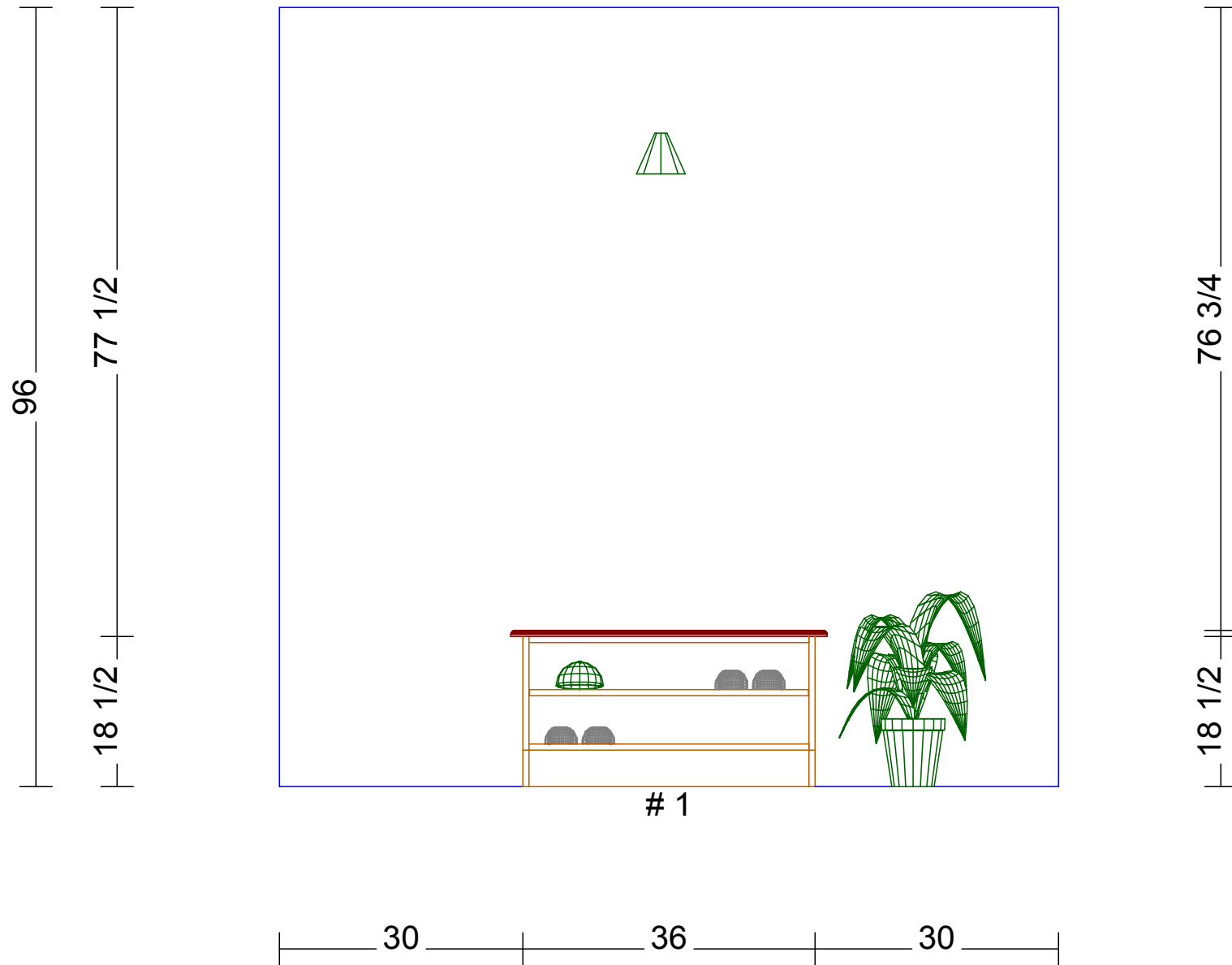
Seth Townsend, Cabinetmaker, LLC  
Marietta, GA

All dimensions given are subject to verification on job site and adjustment to fit job conditions.

This is an original design and must not be released or copied unless applicable fee has been paid or job order placed.

Title: <b>Shoe Bench</b>		
Size:	Drawing Number:	Revision:
Date:	Sheet <b>Sheet 2 of 3</b>	

# Garage-Cabinet-Plans.com



Seth Townsend, Cabinetmaker, LLC  
Marietta, GA

All dimensions given are subject to verification on job site and adjustment to fit job conditions.

This is an original design and must not be released or copied unless applicable fee has been paid or job order placed.

Title: Shoe Bench

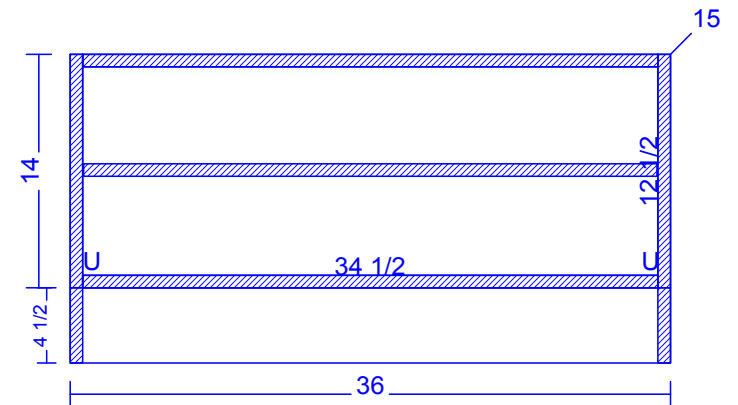
Size: Drawing Number: Revision:

Date: Sheet 3 of 3

PANEL STOCK			
(1)	15	18 1/2	Unfinished Left End Plywood
(1)	15	18 1/2	Unfinished Right End Plywood
(1)	34 1/2	14	Unfinished Back Plywood
(1)	14 1/4	34 1/2	Deck Plywood
(2)	3	34 1/2	Top Stretcher Plywood
(1)	4 1/2	34 1/2	Front Toe Plywood
(1)	14 1/8	34 3/8	Adjustable Shelf Plywood

CABINET # 1 - Bench

36 x 18 1/2 x 15 ( 1 )



# Garage-Cabinet-Plans.com

CABINET # 1 - Bench

L.Reveal = 1/8	R.Reveal = 1/8	T.Reveal = 1/8	B.Reveal = 1/8
		H.Reveal = 1/8	V.Reveal = 1/8
Left End = Unfinished	Right End = Unfinished	Back = Unfinished	
Toe Height = 4 1/2	Toe Recess = 0		

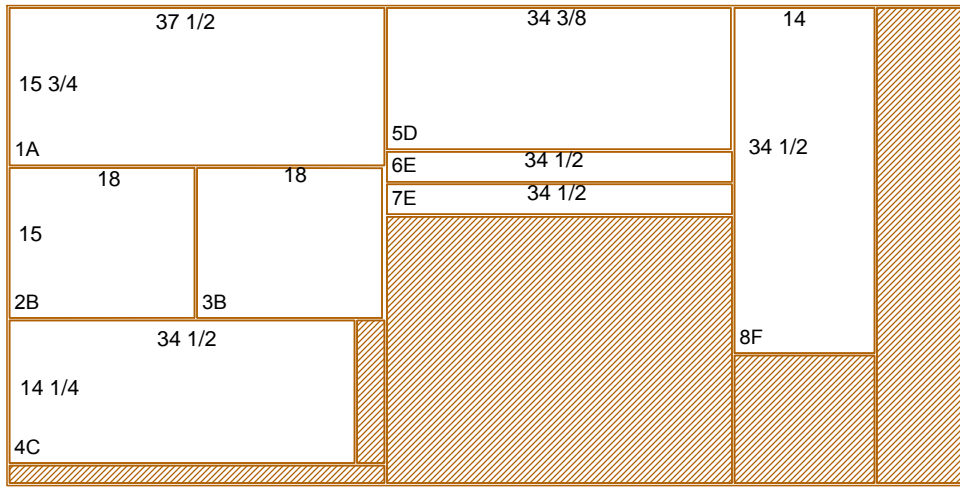
Seth Townsend

Job

Shoe Bench

Room # 1 (Room 1) - Wall # 1

Date :



#	Phase1	Phase2	Phase3>	Name	Width	Length	Cb#	Rm#	CNC
	H 37 1/2								
1		15 3/4 15		Top	15 3/4	37 1/2	2	1	
2			18 1/2	Unfinished Left End	15	18 1/2	1	1	
3			18 1/2	Unfinished Right End	15	18 1/2	1	1	
		14 1/4							
4			34 1/2	Deck	14 1/4	34 1/2	1	1	
	H 34 1/2								
		14 1/8							
5			34 3/8	Adjustable Shelf	14 1/8	34 3/8	1	1	
6		3		Top Stretcher	3	34 1/2	1	1	
7		3		Top Stretcher	3	34 1/2	1	1	
	H 14								
8		34 1/2		Unfinished Back	34 1/2	14	1	1	

# Garage-Cabinet-Plans.com